


Premium Grade Aluminium Frame




**Patented pull-pin locking system** ensures easy, finger safe set-up and collapsing.



**Central Pivot design** ensures a lifetime of durability.



**Robust aluminium brackets** compatible with the strength and quality of the rest of the frame.



**Double layer of material** at peak for extra wear resistance.




**All seam points are double stitched** for added strength and durability.



**Advanced seam sealer strip** applied to underside of all seams to ensure waterproofness.

**Proven Design Features**

Exclusive designs and patented features, engineered to promote smooth, easy operation plus lasting strength and durability - it's the details that make the difference.



**Twin internal ribs in all strut bars** for increased strength.



**Robust anodized aluminium welded Foot Plate** delivers greater grounding ability for superior stability and safety. Holes provided for ground pegs.



**Patented pull-pin locking system** offers easy leg height adjustment and leveling capability on uneven ground. Multiple settings for maximum height adjustment.




**Additional buckled straps** are positioned on the roof midway between each leg to help secure the roof to the frame and keep it tense.



**50mm wide horizontal velcro strip** on lower inside edge of roof to allow sidewalls and/or raingutters to be attached/removed in seconds.



**Double layer of material at corners** to minimize wear and tear.



**Sturdy D-Rings** offer additional tie-down security.

